



**MEET THE MULTITASKERS.
TO MEET ALL YOUR BUSINESS NEEDS.**

MAHINDRA'S LIGHT COMMERCIAL VEHICLE RANGE

MEET THE MULTITASKERS.

Mahindra's compact and super-versatile Light Commercial Vehicles make multitasking look easy. Be it narrow city lanes or tough mountainous terrains, The LOADKING OPTIMO LD, LOADKING OPTIMO HD and DI3200 JAYO can carry heavy loads or multiple loads with ease. Apart from their exceptional load carrying ability, the features in these LCVs are designed to take your business to new heights. The superior engine ensures you get best-in-class fuel economy. Low maintenance cost helps you save a great deal. And a bigger cargo body makes sure you get more out of every trip. So, whichever Mahindra LCV you choose, we're sure it will always meet your every business need.



LOADKING
OPTIMO

Mahindra
DI3200
JAYO

CARRIES EXTRA LOAD. BRINGS IN EXTRA PROFITS.

Give your business an extra edge with the OPTIMO LD 4/6 Tyre. Its best-in-class fuel efficiency ensures maximum savings while the long body enables the highest volume carrying capacity, in the segment. This vehicle's efficient build is enhanced by its compact size that allows easy access to narrow lanes. All in all, your business is guaranteed to succeed when it relies on the OPTIMO LD 4/6 Tyre.

LD BSIV
LOADING
OPTIMO
4 TYRE / 6 TYRE



SWB
2500 mm

LOAD BODY LENGTH

LWB
3320 mm



CBC



DSD



HSD



CBC



DSD



HSD



PARCEL & COURIER



CATERING MATERIAL



BEVERAGES



PLASTIC COMPONENTS



WATER TANKER



FMCG



CONSUMER DURABLES



E-COMMERCE



POULTRY



CONTAINER

OPTIMO LD SPECIFICATIONS

	OPTIMO LD SWB Cargo	OPTIMO LD SWB Cargo	OPTIMO LD LWB Cargo	OPTIMO LD LWB Cargo
	4 tyre SWB Cargo	6 tyre SWB Cargo	4 tyre LWB Cargo	6 tyre LWB Cargo
Engine	2.5 litre mDi CRDe			
Max Power (kW)	52.19 kW @ 3200 r/min			
Max Torque (Nm)	200 Nm @ 1400 - 2200 r/min			
No. of Cylinders	4			
Clutch (mm)	240			
Transmission	BD30			
No. of speeds	5 Speed + 1 Reverse			
GVW (kg)	6255	5950	6255	5950
Payload (kg)	4275 (CBC), 3975 (DSD) & 3845 (HSD)	3800 (CBC), 3520 (DSD)	4195 (CBC), 3775 (DSD) & 3370 (HSD)	3725 (CBC), 3370 (DSD)
Wheel Base (mm)	2500	2500	3320	3320
Overall Length (mm)	5940 (CBC), 5970 (DSD & HSD)	4685 (CBC), 4840 (DSD & HSD)	5940 (CBC), 6000 (DSD & HSD)	5970 (CBC & DSD)
Body Length (mm)	3120 (10.2 ft)	3120 (10.2 ft)	4250 (14 ft)	4250 (14 ft)
Body Width (mm)	1800 (5.9 ft) DSD, 1920 (6.2 ft) HSD	1800 (5.9 ft) DSD	1800 (5.9 ft) DSD, 1920 (6.2 ft) HSD	1800 (5.9 ft) DSD
Tyre	8.25 X 16, 16 PR	7.50 X 16, 16 PR	8.25 X 16, 16 PR	7.50 X 16, 16 PR
Tyre Numbers	4+1	6+1	4+1	6+1
Max geared speed (km/h)	80	80	80	80
Max Gradeability (%)	22	24	22	24
Turning Circle Diameter (m)	11.9	14.6	14.6	11.9
Body Options	CBC, DSD & DSD	CBC & DSD	CBC, HSD & DSD	CBC & DSD
Suspension (Front and Rear)	Semi Elliptical Leaf Spring			
Brakes	Hydraulic Brake			
Fuel Tank Capacity (litre)	60			
Steering	Power Steering			
Warranty	1+ 2 YEARS or 3 LAKH km (whichever earlier)			
Engine oil change	20000 km			

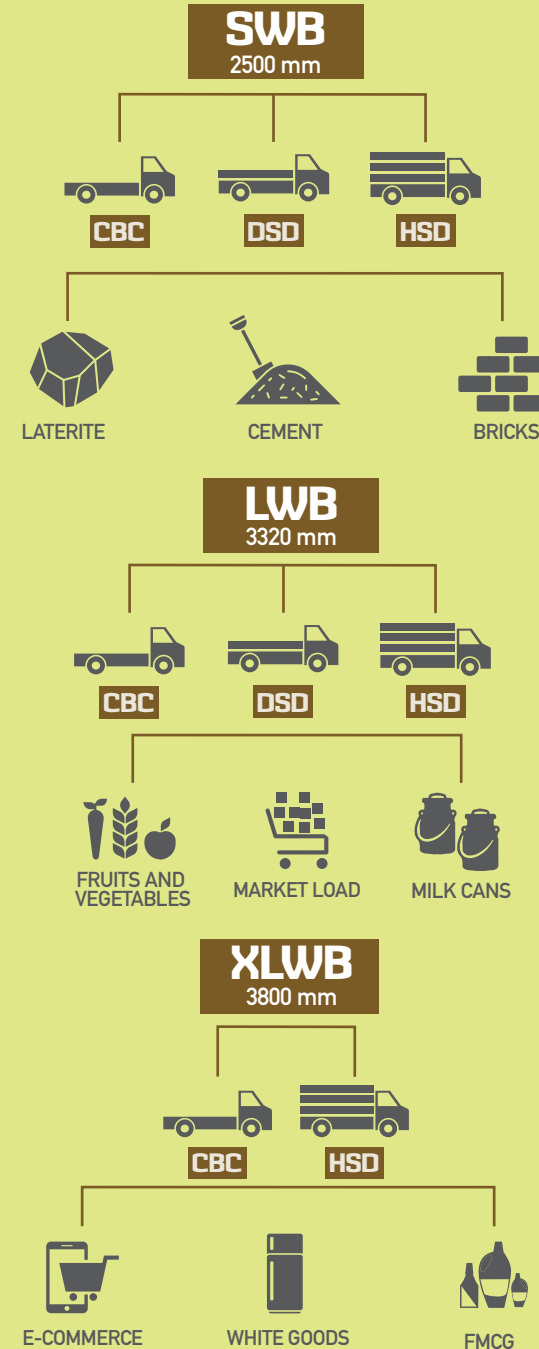
LD BSIV
LOADING
OPTIMO
4 TYRE / 6 TYRE

BUILT TO CARRY MORE. BUILT TO EARN MORE.

The Mahindra OPTIMO HD is designed with everything best-in-class. Like the best-in-class engine for fuel efficiency, the best-in-class loading span to give extra agility and factory fitted power steering to ensure easy manoeuvrability and increased driving comfort. So, go ahead and choose OPTIMO HD for the best-in-class performance.



LOAD BODY LENGTH



OPTIMO HD SPECIFICATIONS

	OPTIMO HD SWB Cargo (3048 mm)	OPTIMO HD Cargo LWB (4267.2 mm)		OPTIMO HD Cargo LWB (5029.2 mm)	
	6 tyre SWB Cargo	6 tyre LWB Cargo	4 tyre LWB Cargo	6 tyre LWB Cargo	4 tyre LWB Cargo
Engine	3.3 litre, CRDe				
Max Power (kW)	67.13 kW @ 2800 r/min				
Max Torque (Nm)	260 Nm @ 1600 - 2200 r/min				
No. of Cylinders	4				
Clutch (mm)	280				
Transmission	MNT40				
No. of speeds	5 Speed + 1 Rev				
GVW (kg)	6950	6950	6255	6950	6255
Payload (kg)	4670 (CBC), 4335 (DSD) & 4295 (HSD)	4655 (CBC), 4235 (DSD) & 4120 (HSD)	4120 (CBC), 3700 (DSD) & 3585 (HSD)	4460 (CBC)	3925 (CBC)
Wheel Base (mm)	2500	3320	3320	3800	3800
Overall Length (mm)	4684 (CBC), 4870 (DSD & HSD)	5940 (CBC), 6000 (DSD & HSD)	5940 (CBC), 5970 (DSD & HSD)	6700 (CBC) 6815 (DSD & HSD)	6700 (CBC) 6815 (DSD & HSD)
Body Length (mm)	3125 (10.2 ft)	4250 (14 ft)	4250 (14 ft)	5030 (16.5 ft)	5030 (16.5 ft)
Body Width (mm)	1800 (5.9 ft) - DSD 1920 (6.3 ft) - HSD	1800 (5.9 ft) - DSD 1920 (6.3 ft) - HSD	1800 (5.9 ft) - DSD 1920 (6.3 ft) - HSD	1800 (5.9 ft) - DSD 1920 (6.3 ft) - HSD	1800 (5.9 ft) - DSD 1920 (6.3 ft) - HSD
Tyre	7.50 x 16, 16PR	7.50 x 16, 16 PR	8.25 x 16, 16 PR	7.50 x 16, 16 PR	8.25 x 16, 16 PR
Tyre Numbers	6+1	6+1	4+1	6+1	4+1
Max geared speed (km/h)	80	80	80	80	80
Max Gradeability % (flying) in 1st gr	36	31	33	28	30
Minimum Turning Diameter (m)	11.9	14.63	14.63	16.8	16.8
Body Options	CBC, DSD & HSD	CBC, DSD & HSD	CBC, DSD & HSD	CBC	CBC
Suspension (Front and Rear)	Semi Elliptical Leaf Spring				
Brakes	Hydraulic brakes				
Fuel Tank Capacity (litre)	75				
Steering	Power, Tilt & Telescopic				
Warranty	1 + 2 YEARS or 3 LAKH km (whichever earlier)				
Engine oil change	20000 km				

5029.2 mm body length - First time in India (4 Tyre LCV category)

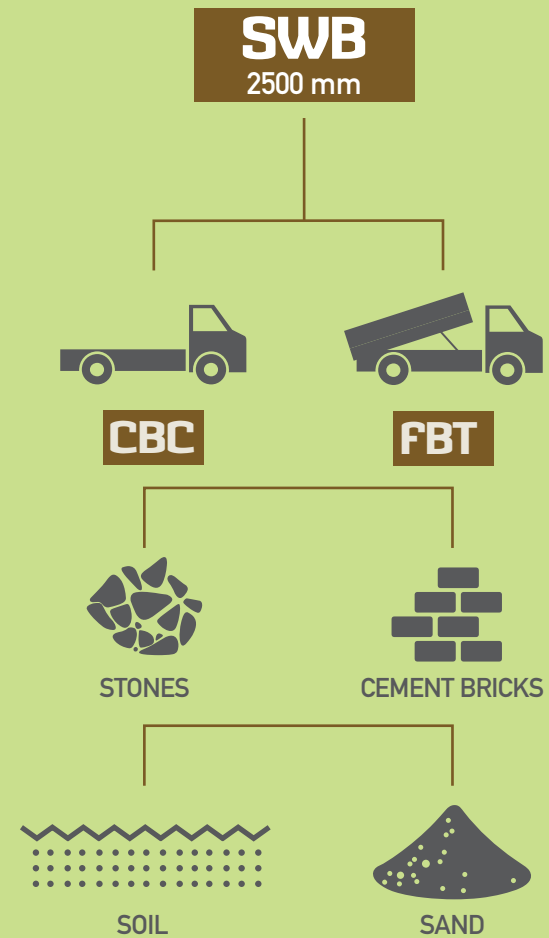


BIG LOAD? NO BIG DEAL.

The OPTIMO HD comes in a rugged avatar as a construction tipper. Its bigger cargo space and reliable aggregates make it an ideal transport solution for hauling ruthless loads like sand, cement bricks, crushed stones, boulders and other construction materials.



LOAD BODY LENGTH



TIPPER
LOADING
optimo
6 TYRE

OPTIMO HD SWB TIPPER SPECIFICATIONS

	6 Tyre SWB Tipper
Engine	3.3 litre, CRDe
Max Power (kW)	67.13 kW @ 2800 r/min
Max Torque (Nm)	260 Nm @ 1600 - 2200 r/min
No. of Cylinders	4
Clutch (mm)	280
Transmission	MNT40
No. of speeds	5 Speed + 1 Rev
GVW (kg)	6950
Payload (kg)	3585
Wheel Base (mm)	2500
Overall Length (mm)	4900
Body Capacity	2.8 m ³
Tyre	7.50 x 16, 16 PR
Tyre Numbers	6+1
Max geared speed (km/h)	60
Max Gradeability % (flying) in 1st gr	36
Minimum Turning Diameter (m)	11.9
Body Options	CBC & FBT
Suspension (Front and Rear)	Semi Elliptical Leaf Spring
Brakes	Hydraulic brakes
Fuel Tank Capacity (litre)	75
Steering	Power, Tilt & Telescopic
Warranty	1 + 2 YEARS or 3 LAKH km (whichever earlier)
Engine oil change	20000 km

TIPPER
LOADING
optimo
6 TYRE

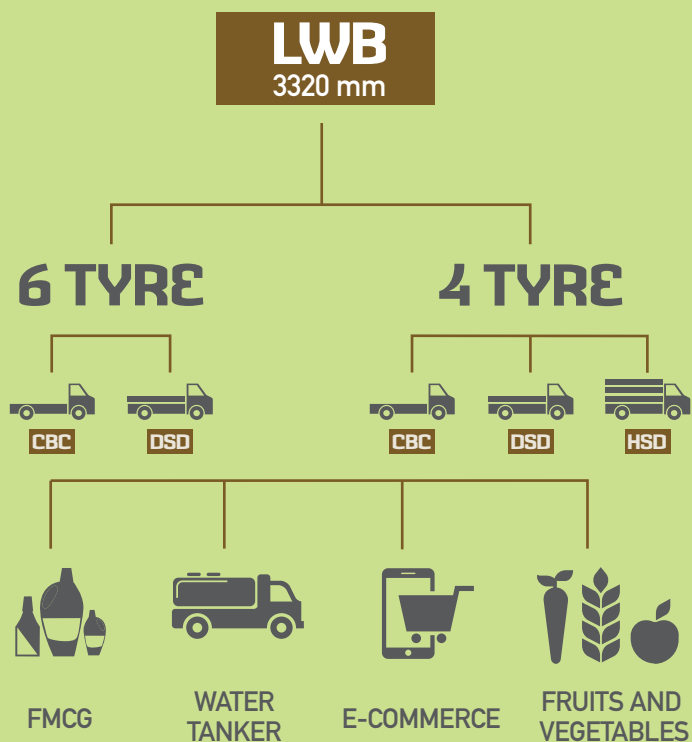


NO COMPROMISE ON PROFITABILITY. NO SHORT CHANGING ON STYLE.

The LOADKING OPTIMO 4 TYRE / 6 TYRE is just what you need to make your business flourish. The multitasker comes with best-in-class fuel efficiency and best-in-class loading span to maximise your profits. It also comes with bold styling and has compact architecture that gives extra agility to reach the last mile.



LOAD BODY LENGTH



OPTIMO CNG LWB CARGO		
	4 tyre LWB Cargo	6 tyre LWB Cargo
Engine	NEF CNG 4 CYL 2.6 litre	NEF CNG 4 CYL 2.6 litre
Max Power (kW)	52.19 kW @ 3600 r/min	52.19 kW @ 3600 r/min
Max Torque (Nm)	179 Nm @ 1600 - 2000 r/min	179 Nm @ 1600 - 2000 r/min
Clutch (mm)	240	240
Transmission	BD30V2	BD30V2
No. of speeds	5 Speed + 1 Rev	5 Speed + 1 Rev
GVW (kg)	6255	6255
Payload (kg)	3620	3555
Kerb Weight (kg) DSD	2635	2700
Wheel Base (mm)	3320	3320
Overall Length (mm)	CBC - 5940, DSD - 5970, HSD - 5970	CBC - 5940, DSD - 5970, HSD - 5970
Cargo Length (mm)	DSD = 4250	DSD = 4250
(Inner Dimensions of Load Body)	HSD = 4250	HSD = 4250
Cargo Width (mm)	DSD - 1920	DSD - 1920
(Inner Dimensions of Load Body)	HSD - 1920	HSD - 1920
Tyre	8.25 X 16, 16 PR	7.50 X 16, 16 PR
Tyre Numbers	4+1	6+1
Max geared speed (km/h)	80 +/- 5 (Pre set 80 km/h as per GSR 290)	80 +/- 5 (Pre set 80 km/h as per GSR 290)
Turning Circle Diameter (m)	11.6	14.8
Suspension (Front and Rear)	Semi Elliptic Leaf Spring	Semi Elliptic Leaf Spring
Brakes	Hydraulic Brake	Hydraulic Brake
Steering	Manual Steering	Manual Steering
Fuel Tank Capacity	240 litre (3 cylinders of 80 litre each)	240 litre (3 cylinders of 80 litre each)
Body Options	CBC, DSD & HSD	CBC & DSD

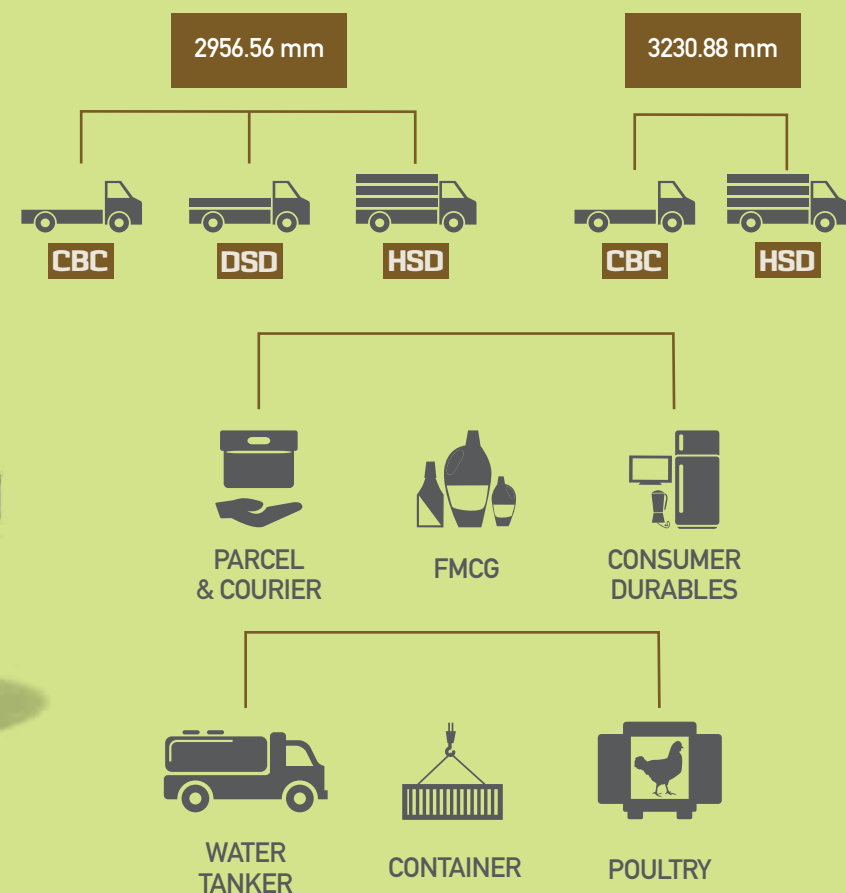




ONE TRUCK. MULTIPLE LOADS.

The DI3200 JAYO is all about giving you more. It boasts a strikingly bold new look and style. It has best-in-class fuel economy and has a higher loading capacity. It is also equipped with the latest technology - FuelSmart Switches. Which lets you choose between superior mileage and unmatched power. Power steering ensures easy manoeuvrability and increased driving comfort. Furthermore, it comes with clear lens headlamp that provides better illumination.

LOAD BODY LENGTH



Mahindra
DI3200
JAYO
4 TYRE

DI 3200 SPECIFICATIONS

Engine	2.5 litre mDi CRDe
Engine max Output	52.19 kW @ 3200 r/min
Engine Max Torque	200 Nm @ 1800 - 2200 r/min
GVW (kg)	4850
Payload (kg)	3010 (CBC), 2680 (DSD), 2655 (HSD)
Gearbox	BD30
Clutch (mm)	240
Number of speed	5 Speed +1 Rev
Tyre	7 X 16, 14 PR
Tyre Numbers	4+1
Wheel base (mm)	2654
Cargo Body (mm)	3200 X 1920, 2920 X 1800
Max Speed (km/h)	80
Max Gradeability (%)	30
Turning Circle Diameter (m)	11.5
Body Option	CBC, DSD & HSD
Cabin (mm)	1690 Fr/1720 Rr
Brakes	Hydraulic Brake
Suspension (Front and Rear)	Semi Elliptical Leaf Spring
Steering Type	Power/manual (option)
Fuel Tank capacity (litre)	60
Warranty	1+ 2 YEARS or 3 LAKH km (Whichever Earlier)
Engine Oil Change	20000 km

Mahindra
DI3200
JAYO
4 TYRE

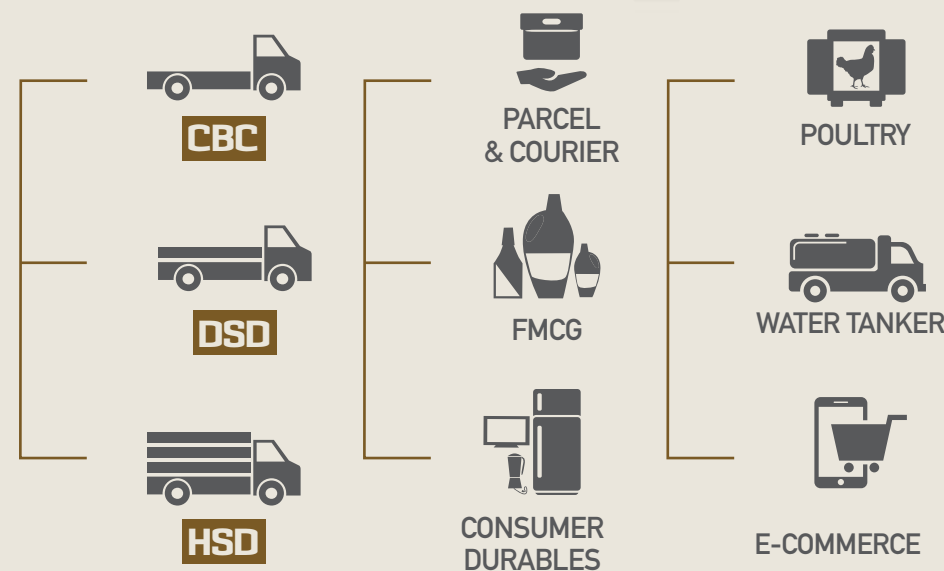
MORE COMFORT. MORE EARNINGS. IDEAL CITY TRUCK.

The DI3200 JAYO CNG BSIV is all about giving you more. It boasts a strikingly bold new look and style. It has best-in-class fuel economy and has a higher loading capacity. The DI3200 JAYO CNG BSIV ensures easy manoeuvrability and increased driving comfort. It also comes with clear lens headlamp that provides better illumination. There's a lot more to the all-new DI3200 JAYO CNG BSIV.



LOAD BODY LENGTH

2956.56 mm



DI3200 JAYO CNG SPECIFICATIONS	
Engine	mDi 2.5 litre CNG
Engine max Output	50.70 kW @ 3200 r/min
Engine Max Torque	182 Nm @ 1200 - 2000 r/min
GVW (kg)	4850
Payload (kg)	2550
Gearbox	BD30
Clutch (mm)	240
Number of speed	5 Speed + 1 Rev
Tyre	7 X 16, 14 PR
Tyre Numbers	4+1
Wheel base (mm)	2650
Cargo Body (mm)	DSD: 2920 X 1800 X 500 HSD: 2920 X 1800 X 1350
Max Speed (km/h)	80
Max Gradeability (%)	28
Turning Circle Diameter (m)	11.5
Body Option	CBC, DSD & HSD
Brakes	Hydraulic Brake
Suspension (Front and Rear)	Semi Elliptical Leaf Spring
Steering Type	Manual
Fuel Tank capacity (equivalent water litre capacity)	120+30+30
Cabin (mm)	1690 Fr & 1720 Rr





1800-200-3600 (Toll Free)
NOW | 24X7 EXPERT ON CALL



www.mahindratruckandbus.com
www.mahindralcv.com



020-2747 3600
NOW | 24X7 EXPERT ON CALL



Mahindra & Mahindra Ltd.,
Truck and Bus Division, Marketing Division,
2nd Floor, Mahindra Towers, Worli, Mumbai 400 018.



Corporate: contactmtb@mahindra.com
Customer Care: now24X7@mahindra.com

DEALER STAMP

